

Hazel class home learning

Thursday 25th November




Art

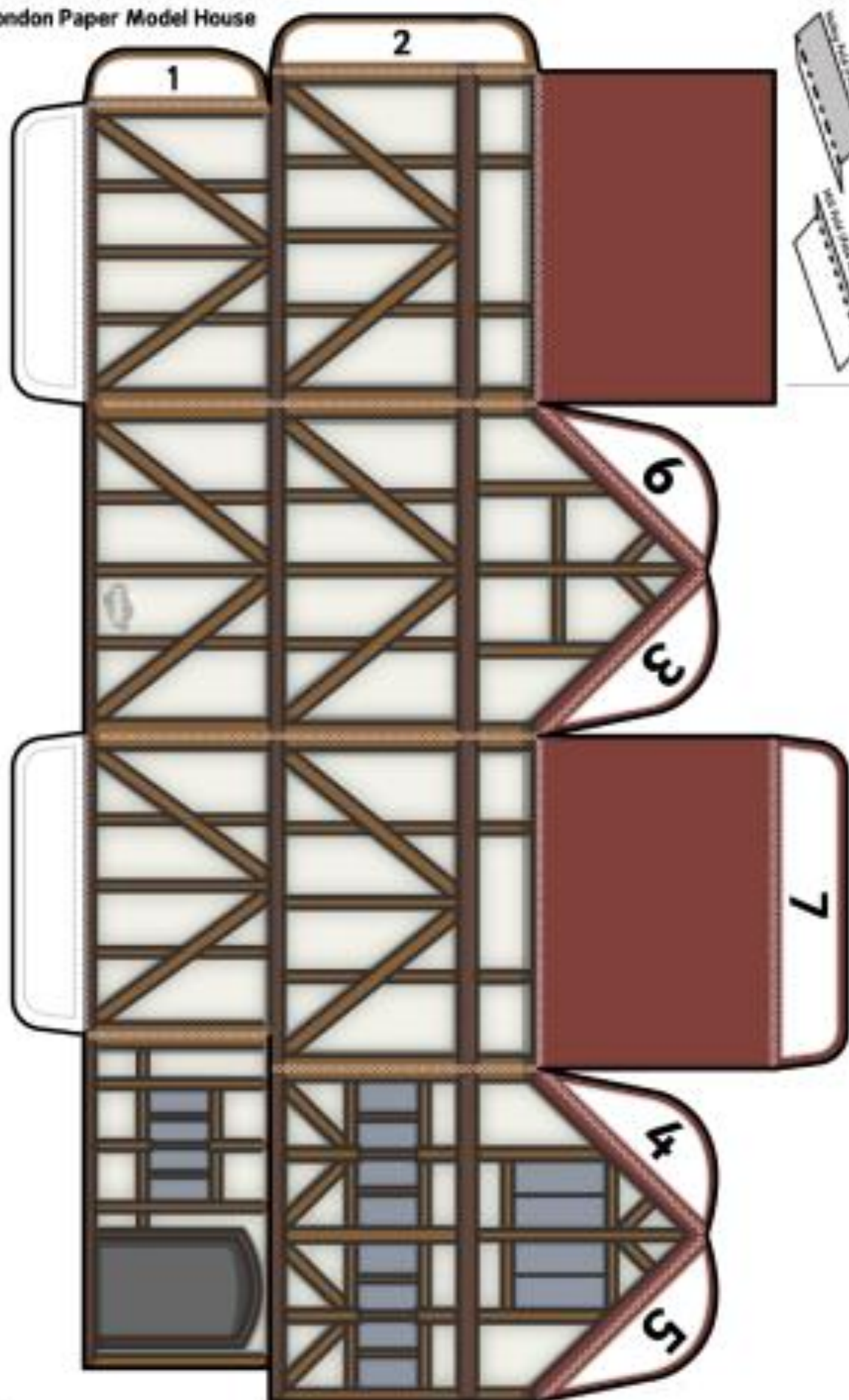
LI: I can make a Great Fire of London picture.

Have a look at the pictures on the next page, and see if you can produce any artwork based on the Great Fire of London using resources you have at home. You can always use one of the colouring sheets from Monday!

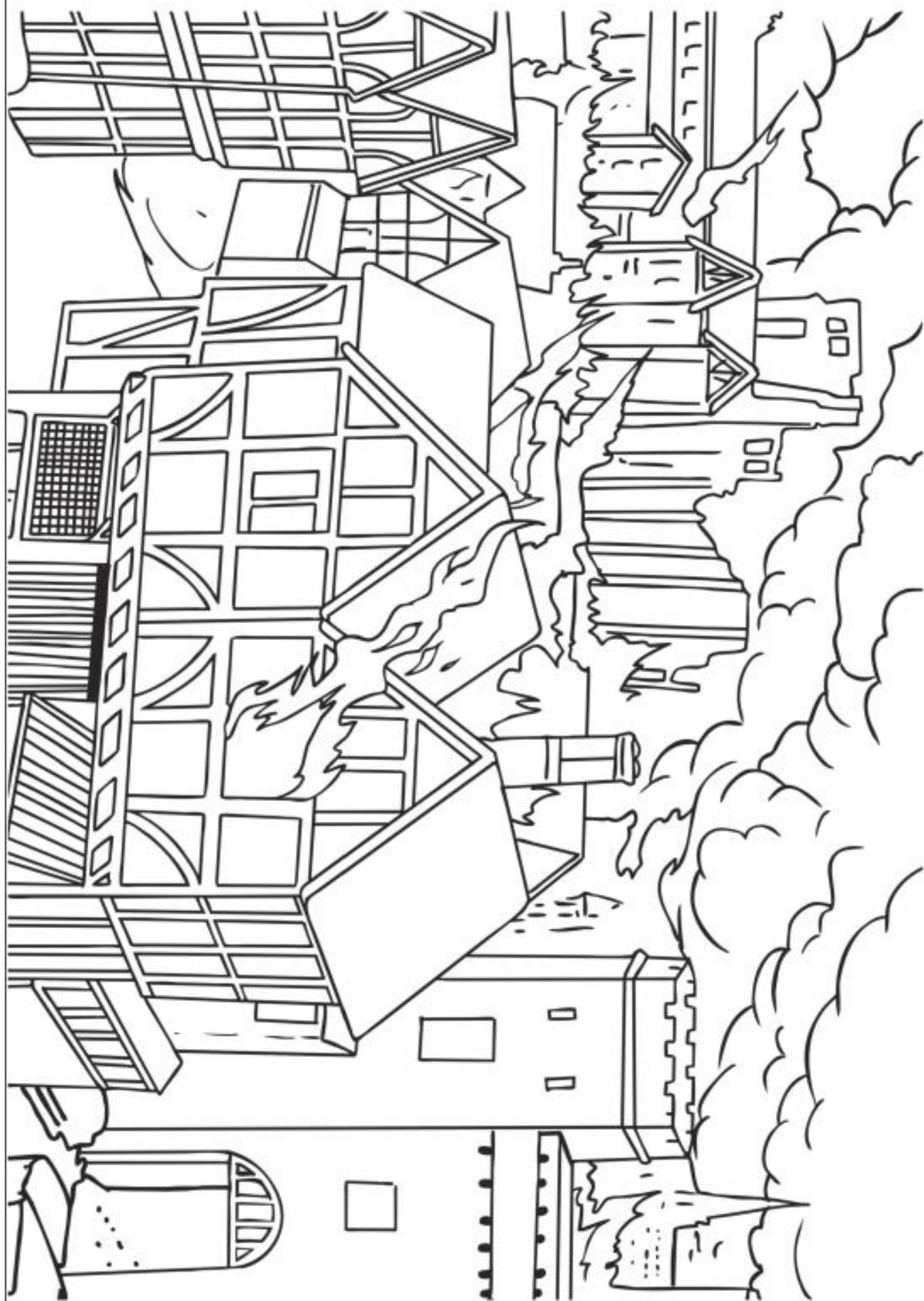
You could also make a pop-up house using the template provided.



Fire of London Paper Model House



To Cut _____
 To Valley Fold
 To Hill Fold
 To Glue





Maths

LI: I can consolidate my skills on measurement (length).

Can you order the caterpillars on the next page from longest to shortest? You can number them or cut them out and stick them on the back of this sheet.

If you would like something else to do, find some items around the house and have a go at measuring them using a ruler or tape measure? You can use the table on the next page to record what you measure.



What I measured	How long?
Book	30cm



Phonics

LI: I can read and write tricky words.

Can you practice reading and writing some of these tricky words?

you

they

all

are

you

you

they

they

all

all

are

are



Music

**I have included the
PowerPoint with all of our
Christmas songs on the
website. See if you can
practice singing them. How
many of the actions can you
remember for ‘knock, knock,
knock’!**



Colouring sheets

Here are some colouring sheets for you to enjoy!

Here are some colouring sheets for you to enjoy. As you have been practicing your Christmas songs, I have found some lovely Christmas colouring!

