

Hazel class home learning

Wednesday 24th November



PSHE

LI: to understand how we can play and work together.

Look at the PowerPoint and listen to the recording created by Miss Jenkins. Think about how we show we are good friends in Hazel class.

Can you complete the sorting activity on the next page? Think about what actions and words make a good friend, and what might make someone feel sad.

How to be a kind friend

?



What makes me sad



I do not like you



You are not good at that



Good Job!



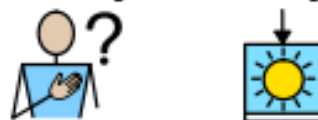
Thank you for helping



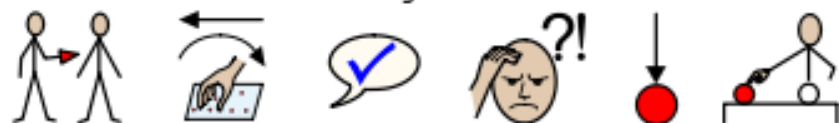
Well done



How are you today?



You tried really hard at that



Please



You cannot play with me



I will play with you



Let's be friends



I do not want to be your friend






Guided Reading

LI: I can identify rhyming words.

Listen to the 'Oi Cat' story Miss Jenkins has recorded for you. If you can, try and read it yourself before listening - there is a PowerPoint with the story.

Have a go at matching the rhyming words on the next two pages to create sentences.

Dogs



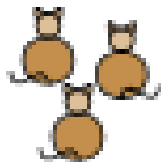
sit



on



Cats




sit



on



Pony



sit



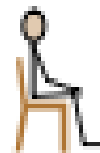
on



Chicks



sit



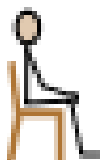
on




Ducks



sit



on



Bunny



sit




on



macaroni




bricks



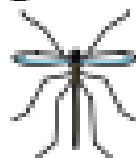
logs



trucks



gnats



honey.





Phonics

LI: I can read and write tricky words.

Can you practice reading and writing some of these tricky words?

we

me

be

was

we we we

me me me

be be be

was was



PE

**Please see separate activity
on the website for PE.**



Colouring sheets

**Here are some colouring sheets for you
to enjoy!**

**Here are some colouring sheets all about
being a kind friend.**





