

Hazel class home learning

Monday 22nd November



Literacy / topic

LI: I can sequence the events of the Great Fire of London.

We have been learning about the Great Fire of London, and last week we wrote an email, imagining we were in London in 1966.

This week, I would like you to try reading the cards on the next page, and sequence the events of the fire.

Extension: can you write some sentences summarising each card?

For example: On Sunday a fire started at a bakery.

Early Sunday morning



A fire started at a bakery on Pudding lane.

Early Monday morning



People carried their things to safety using boats.

Thursday



The fire is put out.

Tuesday



St Paul's cathedral is destroyed by the fire.

Mid Sunday morning



People run to escape the fire.

Wednesday



The wind calms down and the fire starts to burn more slowly.

Sunday evening



Houses are pulled down to stop the fire spreading.

Monday evening



The fire got very close to the Tower of London.

Sunday morning



Samuel Pepys starts to write a diary about the fire.



Maths

LI: I can measure different quantities.

In maths we have been measuring. Can you practice this? When you pour yourself a drink, put it into a measuring jug and see if you can measure in ml (millilitres) how much drink you have.

You can record it on the next page.

If you can find anything else to measure, for example using a ruler, you can practice this and also write it in the table!

[illegible]



Phonics

LI: I can read and write tricky words.

Can you practice reading and writing some of these tricky words?

the

into

go

no

the

the

into

into

go

go

go

no

no

no



Food tech

LI: I can make a healthy snack.

Can you make a yummy fruit salad for your lunch?

You can use the fruit of your choice, following the instructions on the next page to make your salad.

We would love to see a picture of your fruit salad!

Fruit Salad Recipe

You will need:

Bowl
Chopping board
Child-friendly knife
Vegetable peeler (optional)
Fruit of your choice
Small carton of fruit juice




Fruit Salad Recipe



Wash your hands.


Fruit Salad Recipe

Peel and slice the banana.



Fruit Salad Recipe

Wash the strawberries, cut off the green top and slice them up.



Fruit Salad Recipe

Wash the grapes. Cut each grape in half.




Fruit Salad Recipe

Peel the orange and separate into segments. Cut each segment in half.



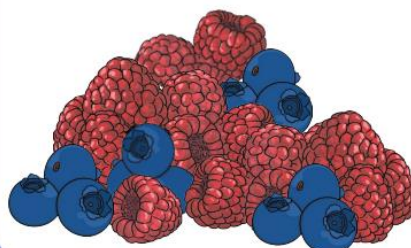
Fruit Salad Recipe

Wash the apple and thickly slice it. Cut the slices into chunks.



Fruit Salad Recipe

Wash the raspberries and blueberries.



Fruit Salad Recipe

Put your prepared fruit into a bowl. Add the fruit juice. Your fruit salad is ready to eat!





Colouring sheets

**Here are some colouring sheets for you
to enjoy!**

**I have found some Great Fire of London
colouring for you; think about what the
old houses and buildings looked like, and
how they are different to the houses we
have now.**





