

## Sensory World Book Week Celebration - The Wizard of Oz



[The Wonderful Wizard of Oz Sensory Story - Part 1 - YouTube](#)







[The Wonderful Wizard of Oz - Sensory Story Part 2 - YouTube](#)

[The Wonderful Wizard of Oz Sensory Story - Part 3 - YouTube](#)

[The Wonderful Wizard of Oz Sensory Story - Part 4 - YouTube](#)

You will need to collect together your own materials for your sensory story - blue fabric (Dorothy's dress), toy dog (Toto), straw, tin foil, lion toy/fur straw, a fan, yellow bricks, colourful scarves, yellow scarf, water spray, red shoes or a picture of red shoes.

Story board sequence to cut and sort.

		
Once upon a time there was a storm and Dorothy's house flew up, over the rainbow.	Dorothy found herself in Munchkinland.	Dorothy travelled to the Emerald City. The Wizard told her that she had to get the Wicked Witch's broomstick before she could go home.
		
Dorothy and her new friends; Scarecrow, Tin Man and Lion, went to find the Wicked Witch.	Dorothy and her friends melted the Wicked Witch with a bucket of water.	Dorothy's magic shoes helped her to return home where she lived happily ever after.

[The Wonderful Wizard of Oz Fairy Tales and Bedtime Stories for Kids - YouTube](#)

## Percussion activity

Creating a percussion storm with clicking, clapping and stamping - join in and enjoy...

[Africa - Angel City Chorale - Bing video](#)



Please email your completed work or photographs, with your name and class name to [homelearning@ifield.kent.sch.uk](mailto:homelearning@ifield.kent.sch.uk) thank you 😊