











































Beech 	Monday 	Tuesday 	Wednesday 	Thursday 	Friday 
8.45	Work 	Register 		Activate 	Interventions 
9.15	English 	Music 	Phonics abc	Joe Wicks You Tube channel 	PE 
9.55		Self directed 			
10.25	Snack 		Play 		
10.50	Self directed 	Adult led 	Self directed 	Adult led 	Reading 
11.25		Self directed 		Self directed 	
12.00	Play 	Wash hands 	Lunch 	Register 	Reading 
1.30	Topic 	PE enrichment 	Topic 	Adult led 	PECS/ Communication focus time
2.05				Self directed 	
2.40	Assembly 		Assembly 	Assembly 	Assembly 
3.00 - 3.30	Tutorial 	Interventions 	Personal care 	Home 	

Above is the timetable that we follow in Beech Class. Please follow it where it is possible and phone me if you need any support. Please find resources within the folders and choose what is suitable for your individual child.

Self-directed time: Your child leads their learning through resources that you have put out in the environment for them. You observe and support your child to develop their skills.

PE Enrichment: This term we are participating in cycling and yoga. You can access yoga videos to support with this – Cosmic Kids Yoga https://www.youtube.com/watch?v=on_9AhPQigE

Reading – Please hear/read to your child every day. Also allow opportunities for questions, such as:

(simple) Where is the dog? What colour is it?

(More challenging) What do you think is going to happen? What would you do? How are they feeling?

English

Peace at Last:

Show the children the front cover. What is it? What is the title? What can you see? What could it be about? [Peace at Last - YouTube](#)

Activities –

Matching character boards (both matching symbols). Where is _____?

Matching story illustrations with symbols – What is it?

Describe the character – matching symbols with which character it could describe.

Topic

Monday – Look at the body parts sounds PowerPoint. What sounds can you make using certain parts of your body? Can we record it?

Tuesday - To sort instruments into groups/categories.

What is our topic? ('What's that Sound?') What does it mean?

What instruments can we use? What do they sound like? How can we play them? Can we use any of the words from our 'What's that Sound?' display?

See 'Sorting Instruments' document.

Wednesday – What animal is it? What's that? Match the animal photo with the symbol.

Thursday - RE: Noah and the Ark to be developed over a few weeks.

What has happened so far in the story?

What's in the box? (Animals – Link to Noah and the Ark) It makes the sound _____. What is it?

Can we create our own animals for the ark? Decorate their own animals. Challenged to think about how they could draw them.

Please see resources for other lesson activities.