

# The Little Red Hen Sensory Story




Story	Activity	Resources
Once upon a time, there was a Little Red Hen who lived on a farm.	Have a toy or stick puppet of a hen covered with red feathers.  Use feathers to tickle the children's arms or feet.  Create a feely bag or bowl with feathers in it and encourage children to feel the feathers, modelling vocabulary, including 'hen', 'red', 'feathers' and 'soft'.	Toy hen or <a href="#">stick puppet</a>  Bag or bowl  Feathers
She was friends with a lazy dog, a sleepy cat and a noisy duck.	Using toy props, introduce the dog, cat and duck one at a time, modelling vocabulary. Allow children to hold the items and pass them around the circle.  Record dog, cat and duck noises on recording devices and encourage children to press the play button to reiterate the animal name and noise they make.	Toy dog  Toy cat  Toy duck in a bowl with water  Recording devices with each of the animal noises
One day, Little Red Hen found some grains of wheat on the ground.	Create a feely bag with wheat grains/seeds in it and encourage children to feel the wheat.  Put wheat seeds (or any seeds you can find) into a sensory bottle for shaking and encourage children to listen to the sound it makes.	Bag  Wheat grains/seeds (or any seeds you can find)  Plastic bottle
"Who will help me plant these grains of wheat?" asked the Little Red Hen.	Encourage children to plant seeds in a tray by sprinkling or pushing them into the soil. You could do this as a group or children could have their own individual pots with soil and seeds to plant.	Tray or plastic pots  Soil  Seeds
"Not I," barked the lazy dog. "Not I," purred the sleepy cat. "Not I," quacked the noisy duck.	Use the toy props for each of the characters, and record 'Not I' from the dog, cat and duck on your recording devices. Encourage children to press the play button and listen to what they say.	Toy dog  Toy cat  Toy duck in a bowl with water  Recording devices with each of the animals saying 'Not I'




# The Little Red Hen Sensory Story

Story	Activity	Resources
"Then I will," said the Little Red Hen and she planted the grains all by herself!	Use the toy or stick puppet of the hen and demonstrate her planting seeds in the soil on her own.	Toy hen or stick puppet Tray or plastic pots Soil Seeds
When the wheat had grown, the Little Red Hen asked her friends, "Who will help me cut the wheat?"	Have bowls of straw, hay or grass prepared with plastic scissors and encourage children to cut it up, feeling the bits with their fingers. Support children where necessary.	Bowls Straw, hay or grass Plastic scissors
"Not I," barked the lazy dog. "Not I," purred the sleepy cat. "Not I," quacked the noisy duck.	Use the toy props for each of the characters, and record 'Not I' from the dog, cat and duck on your recording devices. Encourage children to press the play button and listen to what they say.	Toy dog Toy cat Toy duck in a bowl with water Recording devices with each of the animals saying 'Not I'
"Then I will," said the Little Red Hen and she cut the wheat all by herself!	Use the toy or stick puppet of the hen and show children her cutting the wheat herself.	Toy hen or stick puppet Straw, hay or grass Bowl Scissors
When all the wheat was cut, the Little Red Hen asked, "Who will help me carry the wheat to the mill to be made into flour?"	Create a sensory tray with flour and stones in it for children to explore. Encourage children to rub stones together themselves.	Tray Flour Stones
"Not I," barked the lazy dog. "Not I," purred the sleepy cat. "Not I," quacked the noisy duck.	Use the toy props for each of the characters, and record 'Not I' from the dog, cat and duck on your recording devices. Encourage children to press the play button and listen to what they say.	Toy dog Toy cat Toy duck in a bowl with water Recording devices with each of the animals saying 'Not I'




## The Little Red Hen Sensory Story

Story	Activity	Resources
"Then I will," said the Little Red Hen, and she carried the wheat to the mill, ground the wheat into flour and carried it back to the farm all by herself!	Use the toy or stick puppet of the hen and show children her rubbing stones together to make a tray or bowl of flour.  Create a feely bag of flour for children to feel, modelling words, such as 'flour', 'smooth' and 'soft'.	Toy hen or stick puppet Tray or bowl Flour Stones Bag
By now, the Little Red Hen was tired.  "Who will help me bake the bread?" asked the Little Red Hen.	Prepare salt dough and encourage children to touch, roll and squeeze the dough ready for baking.	Salt dough
"Not I," barked the lazy dog. "Not I," purred the sleepy cat. "Not I," quacked the noisy duck.	Use the toy props for each of the characters, and record 'Not I' from the dog, cat and duck on your recording devices. Encourage children to press the play button and listen to what they say.	Toy dog Toy cat Toy duck in a bowl with water  Recording devices with each of the animals saying 'Not I'
"Then I will," said the Little Red Hen and so she baked the bread all by herself!	Use the toy or stick puppet of the hen and demonstrate her kneading the dough into buns ready to put in the oven.	Toy hen or stick puppet Salt dough
When the bread was finished, the Little Red Hen asked, "Who will help me eat the bread?"	Have bread rolls or a loaf of bread prepared for children to smell and taste.  Children could be encouraged to add their own butter and taste the bread as a snack.	Bread rolls or loaf of bread Butter Knives for spreading Plates



## The Little Red Hen Sensory Story

Story	Activity	Resources
<p>"I will!" barked the lazy dog.</p> <p>"I will!" purred the sleepy cat.</p> <p>"I will!" quacked the noisy duck.</p>	<p>Use toy props for each of the characters, and record on talking points "I will" from the dog, cat and duck. Encourage children to press the talking point and listen to what they say.</p>	<p>Toy dog</p> <p>Toy cat</p> <p>Plastic duck in a bowl with water</p> <p>Talking points with each of the animals saying "I will"</p>
<p>"No, I will!" said the Little Red Hen and she ate the bread all by herself!</p>	<p>Use the toy or stick puppet of the hen and demonstrate her eating some bread, just like the children.</p>	<p>Toy hen or stick puppet</p> <p>Bread rolls or loaf of bread</p>



We hope the information on our website and resources is useful. It is your responsibility to note that some ingredients and/or materials used might cause allergic reactions or health problems and to ensure that you are fully aware of the allergies and health conditions of those taking part. If you have any concerns about your own or somebody else's health or wellbeing, always speak to a qualified health professional. Remember, activities listed within the resource should always be supervised by an appropriate adult.