

A Festive Feast Christmas Maths Book




Name: _____

Sharing a Festive Feast

Orla and Mum are helping to prepare a Christmas party with their neighbours. They start by gathering the food together and sharing it out. Help them share the food to make sure everyone enjoys a festive feast!



Share the mince pies equally between 6 people.



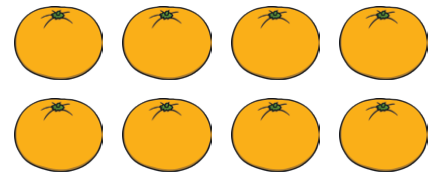
How many does each person get?

Share the gingerbread biscuits equally between 3 people.




How many does each person get?

Share the tangerines equally between 4 people.



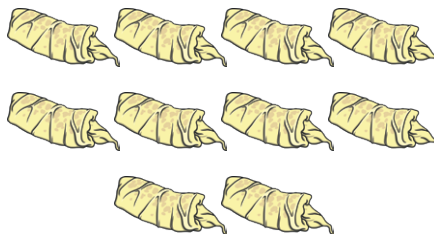
How many does each person get?

Share the peladillas equally between 8 people.



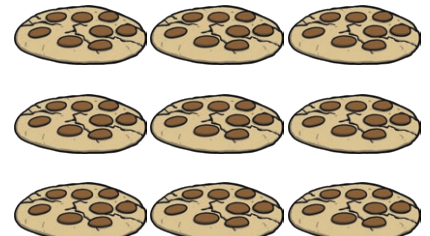
How many does each person get?

Share the cabbage rolls equally between 5 people.



How many does each person get?





Share the cookies equally between 3 people.



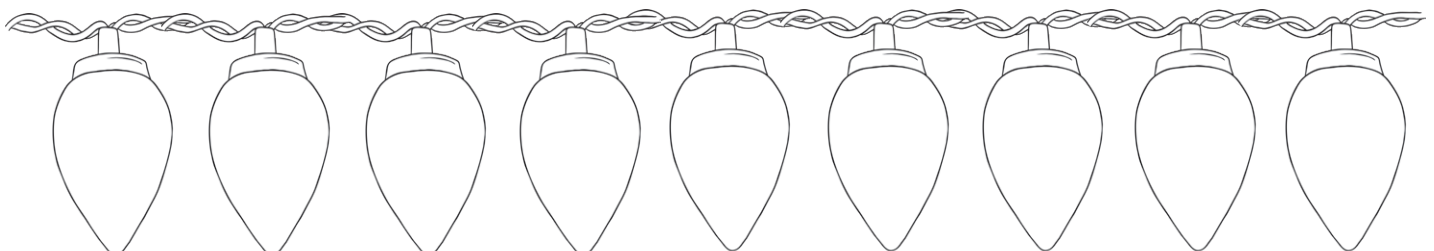
How many does each person get?

A Pattern of Lights

Joe notices that some of the fairy lights aren't working. Help him to light them up by finishing the repeating patterns.




Now, have a go at making your own fairy light repeating pattern.




How Many Decorations?

Orla and Maria want to count how many decorations there are. Add the things together and write the total in each box.



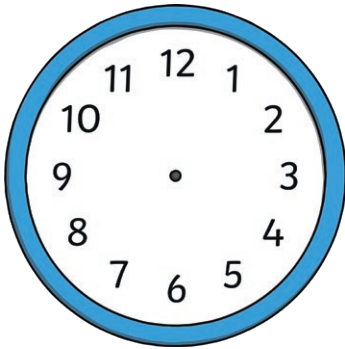
5




Christmas Time

Orla makes some leaflets inviting people to celebrate Christmas at the community centre. Her mum tells her the times to add to the leaflet. Read the times and draw the hands on the clocks.

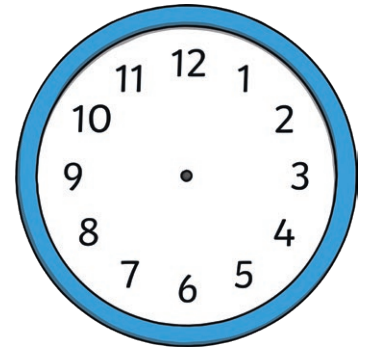
Decorate the hall at
2 o'clock.




Doors open at
3 o'clock.




Dinner starts at
half past 4.




Dessert is at
6 o'clock.



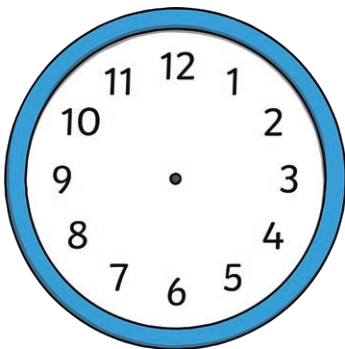
Games start at
7 o'clock.




Christmas carols start at
8 o'clock.




Music and dancing start
at half past 8.



Tidy up at half past 9.



Home time at
10 o'clock.



Colourful Christmas

Mr Hoffman gives the children some Christmas colouring sheets. They contain a hidden picture! Work out the calculations, then use the key to colour in the squares and reveal the picture.

yellow = 12 green = 15, 20, 25 brown = 40

(Any other number, leave white.)

$22 + 16$	$1 + 16$	$8 + 4$	$25 + 6$	$7 + 2$
$30 + 5$	$9 + 9$	$7 + 8$	$13 + 9$	$18 + 3$
$3 + 8$	$2 + 13$	$13 + 7$	$5 + 10$	$10 + 6$
$5 + 12$	$15 + 10$	$1 + 19$	$9 + 11$	$8 + 5$
$11 + 4$	$3 + 17$	$18 + 2$	$12 + 3$	$16 + 9$
$9 + 6$	$10 + 10$	$14 + 11$	$25 + 0$	$6 + 14$
$18 + 6$	$15 + 31$	$20 + 20$	$26 + 3$	$11 + 5$

A Symmetrical Tree

The children at the community centre decide to decorate the Christmas trees so they are symmetrical. Decorate your own symmetrical Christmas tree.

