
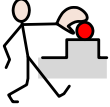


Instructions to make toast



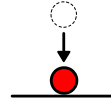

Get a slice of bread.



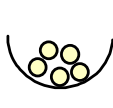
Plug in the toaster and switch it on.



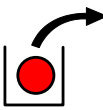
Place bread in the toaster and push the lever to lower the toast



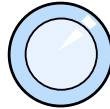
.Wait a few minutes for the toast to pop up out of the toaster.




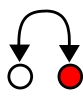
Take the toast out of the toaster being careful not to burn your hands.



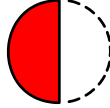
Place the toast on a plate.



Spread some butter, jam or chocolate spread onto the toast using a knife.



.Cut the toast in half using the knife.



Enjoy!

