


# How to Make a Sandcastle

## Instructions



### How to Make a Sandcastle



### What you will need:

bucket  
spade  
damp sand



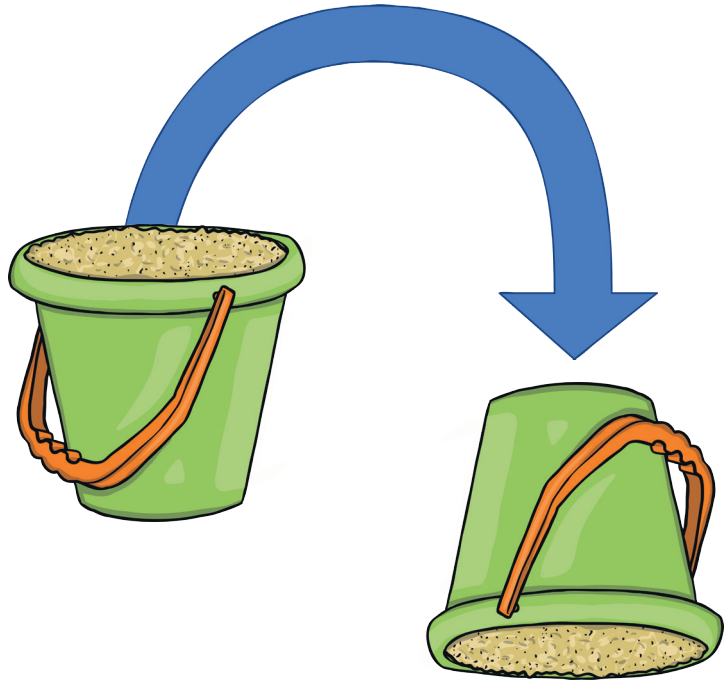
1

Fill a bucket to the top with damp sand.



2

Pat the sand down with your hand or spade.




3

Quickly turn your bucket over and put it down upside down.




4

Tap the base of the bucket a few times with your hand or spade.



5

Slowly lift up the bucket to find your sandcastle underneath!



6

Use shells, flags or toys to decorate your sandcastle.