

# Homework/Extension

## Step 3: Describing Position 2

### National Curriculum Objectives:

Mathematics Year 1: (1P2) [Describe position, direction and movement, including whole, half, quarter and three-quarter turns](#)

### Differentiation:

Questions 1, 4 and 7 (Varied Fluency)

**Developing** Draw an object in the correct place using the clues. Includes top, middle and bottom.

**Expected** Draw an object in the correct place using the clues. Includes top, middle, bottom, above and below.

**Greater Depth** Draw an object in the correct place using the clues. Includes top, middle, bottom, above, below, left and right.

Questions 2, 5 and 8 (Varied Fluency)

**Developing** Tick the correct statement using top, middle and bottom.

**Expected** Tick the correct statement using top, middle, bottom, above and below.

**Greater Depth** Tick the correct statement using top, middle, bottom, above, below, left and right.

Questions 3, 6 and 9 (Reasoning and Problem Solving)

**Developing** Use the clues to write the letters and spell the word. Includes top, middle and bottom.

**Expected** Use the clues to write the letters and spell the word. Includes top, middle, bottom, above and below.

**Greater Depth** Use the clues to write the letters and spell the word. Includes top, middle, bottom, above, below, left and right.

More [Year 1 Position and Direction](#) resources.

Did you like this resource? Don't forget to [review](#) it on our website.


## Describe Position 2

1. Using the clues, draw a circle in the correct position.

The circle is on the bottom row.



The circle is in the middle of the ball and the leaf.




VF  
HW/Ext

2. Tick the statement that is correct.

A. The yoyo is at the bottom.

B. The boat is at the top.

C. The drum is at the top.



VF  
HW/Ext

3. Use the clues to write the letters and spell the word.

D

G

O

The letter  
at the  
top.



\_\_\_\_\_

The letter  
at the  
bottom.



\_\_\_\_\_

The letter  
in the  
middle.



\_\_\_\_\_



RPS  
HW/Ext

## Describe Position 2

4. Using the clues, draw a circle in the correct position.

The circle is above the chick.



The circle is in the middle of the star and the bin.



VF  
HW/Ext

5. Tick the statement that is correct.

A. The train is below the jigsaw.



B. The rocket is in the middle.



C. The jigsaw is below the rocket.



VF  
HW/Ext

6. Use the clues to write the letters and spell the word.

P	L
Y	T
S	A

The letter  
above  
the Y.



The letter  
above  
T.



The letter  
below  
T.



The letter  
above  
S.



\_\_\_\_\_



RPS  
HW/Ext



## Describe Position 2

7. Using the clues, draw a circle in the correct position.

The circle is not in the middle of the tree and square.

The circle is to the right of the ladybird.

The circle is below the square.



VF  
HW/Ext

8. Tick the statement that is correct.

A. The dinosaur is to the right of the bucket.

B. The spinner is at the bottom.

C. The tractor is below the bucket.



VF  
HW/Ext

9. Use the clues to write the letters and spell the word.

T	L
P	R
I	A

The letter above P.

The letter right of P.

The letter left of A.

The letter below T.



\_\_\_\_\_



RPS  
HW/Ext

## Homework/Extension

### Describe Position 2

#### Developing

1. The circle should be drawn in between the ball and leaf on the bottom row.
2. B
3. The word is DOG.

#### Expected

4. The circle should be drawn in between the bin and the star and above the chick.
5. A
6. The word is PLAY.

#### Greater Depth

7. The circle should be drawn underneath the square and to the right of the ladybird.
8. B
9. The word is TRIP.